

# Student Support

*Preparing for GCSE Exams*



# WEEKLY REVISION PLANNER

| TIME           | MONDAY                  | TUESDAY                           | WEDNESDAY               | THURSDAY                          | FRIDAY                  | TIME          | SATURDAY                    | SUNDAY                    |
|----------------|-------------------------|-----------------------------------|-------------------------|-----------------------------------|-------------------------|---------------|-----------------------------|---------------------------|
| 8:30AM<br>-4PM | SCHOOL                  | SCHOOL                            | SCHOOL                  | SCHOOL                            | SCHOOL                  | 9AM-<br>10AM  | BREAKFAST/<br>SHOWER        | BREAKFAST/<br>SHOWER      |
| 4PM-<br>5PM    | HOMEWORK                | TV/<br>GAMING/<br>SOCIAL<br>MEDIA | HOMEWORK                | TV/<br>GAMING/<br>SOCIAL<br>MEDIA | HOMEWORK                | 10AM-<br>11AM | REVISION -<br>ENGLISH       | REVISION -<br>SCIENCE     |
| 5PM-<br>6PM    | DINNER                  | DINNER                            | DINNER                  | DINNER                            | DINNER                  | 11AM-<br>1PM  | SEEING<br>FRIENDS/<br>LUNCH | SPORT/<br>LUNCH           |
| 6PM-<br>7PM    | REVISION -<br>GEOGRAPHY | HOMEWORK                          | REVISION -<br>HISTORY   | REVISION -<br>FRENCH              | REVISION -<br>SCIENCE   | 1PM-<br>3PM   | REVISION -<br>MATHS         | REVISION -<br>FLASH CARDS |
| 7PM-<br>8PM    | REVISION -<br>MATHS     | REVISION -<br>ENGLISH             | FREE<br>TIME            | HOMEWORK                          | FREE<br>TIME            | 3PM-<br>5PM   | OUT<br>WITH<br>FAMILY       | SPORT/<br>TV/<br>GAMING   |
| 8PM-<br>9PM    | FREE<br>TIME/<br>SHOWER | FREE<br>TIME/<br>SHOWER           | FREE<br>TIME/<br>SHOWER | FREE<br>TIME/<br>SHOWER           | FREE<br>TIME/<br>SHOWER | 6PM-<br>8PM   | DINNER/<br>FREE<br>TIME     | DINNER/<br>FREE<br>TIME   |

# Revision Timetable

| Week 1  |  |                             |                      |                          |                          |
|---------|--|-----------------------------|----------------------|--------------------------|--------------------------|
| Day     | Monday (1)                             | Tuesday (2)                 | Wednesday (3)        | Thursday (4)             | Friday (5)               |
| Session | English/<br>Psychology /<br>Film / Art | Science - Drop<br>in clinic | Design<br>Technology | Home study /<br>revision | Home study /<br>revision |

| Week - 2 |  |                           |                                     |                          |                          |
|----------|--|---------------------------|-------------------------------------|--------------------------|--------------------------|
| Day      | Monday (6)                             | Tuesday (7)               | Wednesday (8)                       | Thursday (9)             | Friday (10)              |
| Session  | MFL / music /<br>Business /<br>options | Maths - drop<br>in clinic | Geography +<br>History /<br>options | Home study /<br>revision | Home study /<br>revision |



**Name:** \_\_\_\_\_

**Target Grade:** \_\_\_\_\_

**Recent Grades:** \_\_\_\_\_

### Exam Dates

**English Language Paper 1**—Creative Reading and Writing 1 hour 45mins [50%]

**Thursday 23rd May AM**

**Exam Board: AQA**

**English Language Paper 2**—Writer's Viewpoints and Perspectives 1 hour 45mins [50%]

### Additional Notes and Resources Available

Bespoke revision packs with practice papers, exemplar paragraphs and mark schemes will be given to all students late February.

Revision sessions for English Language will be communicated ASAP to both students and parents, once finalised.

### Mock Date—English Language Paper 1 (1 hour 45mins)

All year 11 students will complete a Paper 1 Language mock on Friday 1st March.

Reminders of the approaches to each question are below (left side).

## English Language



**50% GCSE  
80 Marks**

### English Language Paper 1

Explorations in Creative Reading and Writing

1 hour 45 minutes

#### Reading (40 marks)

You will read **one** text – an extract of a piece of fiction

- **Question 1 (5 mins)**  
List 4 things about a part of the text (4 marks)
- **Question 2 (15 mins)**  
Analyse the use of the writer's language (8 marks)  
➢ *Point, Evidence, Explain, Furthermore x2*
- **Question 3 (15 mins)**  
Analyse the structure of the text (8 marks)  
➢ *Point, Evidence, Explain, Structural Development x2*
- **Question 4 (25 mins)**  
Respond to a statement about the text explaining to what extent you agree with the statement (20 marks)  
➢ *Point, Evidence, Explain, Furthermore x2*

#### Writing (40 marks)– 45 mins

- Question 5** – choice of 2 questions: **descriptive** writing based on a picture, or write a story (**narrative** writing).  
➢ **4 Part Structure:** *Overview / Zoom-in (groups) / Extreme Close-up / Zoom-out Overview.*

### English Language Paper 2

Writers' Viewpoints and Perspectives

1 hour 45 minutes

#### Reading (40 marks)

You will read **two** texts – both non-fiction. One will be a recent text and one will from the 1800s.

- **Question 1 (5 mins)**  
Select 4 statements which are true from a list of 8 (4 marks)
- **Question 2 (12 mins)**  
Write a summary of the differences between the two texts (8 marks)  
➢ *Point & Evidence (together), Explain, Link, Point & Evidence, Explain, Compare x2*
- **Question 3 (18 mins)**  
Analyse the language used in one of the texts (12 marks)  
➢ *Point, Evidence, Explain, Furthermore x2*
- **Question 4 (25 mins)**  
Compare the two texts and the writers' views (16 marks)  
➢ *Point, Evidence, Explain, (Furthermore), Link, Point, Evidence, Explain, (Furthermore), Compare x2*

#### Writing (40 marks)– 45 mins

- Question 5** – Write a piece of extended writing giving your opinion or views on a topic.  
[Argue/persuade or explain]

# English Language

## Suggested schedule for revision using the Ashby English Language revision packs

| Week starting | Topic               | Revision Pack Page | Task  |
|---------------|---------------------|--------------------|---|
| Monday        |                     |                    |   |
| 04-Mar        | Paper 2 Section A   | 9, 10              | Answer Q1, 2 and 3 on p.9 and 10 (use p. 1, 3 and 4 to help)  |
| 11-Mar        | Paper 2 Section A   | 6, 10              | Answer Q4, use P.4 to help. Then apply the markscheme from P.6 using 4 highlighters. You could swap with a friend to do this activity |
| 18-Mar        | Paper 2 Section B   | 10, 22             | Read the exemplar response on p.22 and highlight and label persuasive techniques. Then write your own response to Q5 on p.10          |
| 25-Mar        | Paper 2—your choice | 13, 14             | Answer Q1 and at least two other questions of your choice from p.13 and 14  |
| 1-Apr         | Paper 1 Section A   | 9, 10              | Answer Q1, 2 and 3 on page 9 and 10 (use p. 1, 3 and 4 to help)   |
| 8-Apr         | Paper 1 Section A   | 6, 10              | Answer Q4, use P.5 to help. Then apply the markscheme from P.6 using 4 highlighters. You could swap with a friend to do this activity |
| 15-Apr        | Paper 1 Section B   | 11, 22             | Read the exemplar response on p.22 and highlight and label descriptive features. Then write your own response to Q5 on p.11           |
| 22-Apr        | Paper 1 Section B   | 15                 | Write a response to Q5 on p. 15 and then highlight and label your own descriptive features. Improve your work to be more descriptive  |
| 29-Apr        | Paper 1—Section A   | 18, 19             | Answer Q1 and at least two other questions of your choice from p.18 and 19  |
| 06-May        | Paper 1—Section B   | 20                 | Write a response to Q5 on p. 15 and then highlight and label your own descriptive features. Improve your work to be more descriptive  |
| 13-May        | Paper 1—Your choice | 13, 14             | Recap criteria for each question: how many paragraphs/timing etc. Practice the question you're least confident on from p.13-14        |
| 20-May        | Paper 2 Section A   | 19                 | Complete the practice paper on p. 19  |
| 27-May        | Paper 2—Section B   | 19                 | Complete the practice paper on p. 20  |
| 03-June       | Paper 2—your choice | 13, 14             | Recap criteria for each question, how many paragraphs and timing etc. Practice the question you feel least confident on from p.13-14  |

Make the Grade

Ashby School



Empowered to Learn

**Name:** \_\_\_\_\_

**Target Grade:** \_\_\_\_\_

**Recent Grades:** \_\_\_\_\_

### Exam Dates

**English Literature Paper 1** — Macbeth and A Christmas Carol 1 hour 45mins [40%]

**Monday 13th May AM**

**English Literature Paper 2** — An Inspector Calls, Poetry Comparison and Unseen Comp 2hrs 15 [60%]

**Monday 20th May AM**

### **Exam Board: AQA**

### Additional Notes and Resources Available

Bespoke revision packs with practice questions, quote revision tasks, checklists and writing frames will be given to all students late February.

Revision sessions for English Literature will be communicated ASAP to both students and parents, once finalised.

### Useful Literature Revision Websites:

**SENECA:** <https://senecalearning.com/en-GB/>

**MACBETH BBC YOUTUBE CLIPS:** <https://www.youtube.com/watch?v=6y09XbFA1zUv>

**POETRY CLIPS (P&C):** <http://conflictandpower.blogspot.co.uk/>

### English Literature Paper 1

Shakespeare and the 19th Century novel

1 hour 45 minutes

#### **Section A:**

**Macbeth (50 mins)- 34 marks (4 marks SPG)**

- Answer a question about Macbeth where you write in detail about an extract from the play and explore the theme/character in the whole play
- **Structure- Point, Evidence, Explain, (Furthermore), Shakespeare Purpose (x3)**
- **5 mins-** Check your answer for technical accuracy

In both answers, focus on:

- Language/structural analysis
- Writer's intentions

#### **Section B:**

**A Christmas Carol (50 mins)- 30 marks**

- Answer a question about A Christmas Carol where you write in detail about an extract from the play and explore the theme/character in the whole play
- **Structure- Point, Evidence, Explain, (Furthermore), Dickens Purpose (x3)**

**Remember to consider WHEN, WHAT, HOW, WHY!**

**40% GCSE**

**64 Marks**

### English Literature Paper 2

Modern texts and poetry

2 hours 15 minutes

#### **Section A**

**(50 mins):** (Depending on class) An Inspector Calls / Blood Brothers **(30 marks & 4 marks SPG)**

- Answer one essay question about An Inspector Calls (you have a choice of two questions)
- **Structure- Point, Evidence, Explain, (Furthermore), Priestley Purpose (x3)**

#### **Section B**

**(50 mins):** 15 poems from the Power and Conflict section of the anthology you have studied **(30 marks)**

- Poetry comparison: you will analyse one named poem which is given to you in the exam, and you have to compare it to one other poem from the anthology of your choice.
- **Structure- Point, Evidence, Explain, Link, Point, Evidence, Explain, Compare (x3)**

#### **Section C (2 questions)**

**(25 mins):** Unseen poetry **(24 marks)** Answer a question about an unseen poem.

- **Structure- Point, Evidence, Explain, Furthermore (x3)**

**(10 mins):** Unseen comparison **(8 marks)**

- Finally, there is a question where you have to compare the unseen poem to another unseen poem.
- **Structure- Point, Evidence, Explain, Link, Point, Evidence, Explain, Compare (x1)**

**60% GCSE**

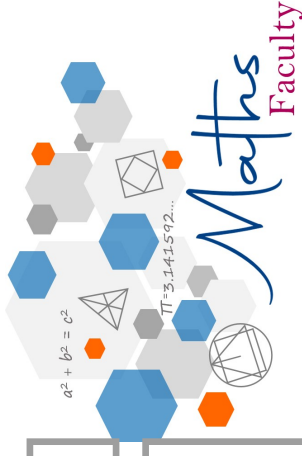
**96 Marks**

# English Literature

## Suggested schedule for revision using the Ashby English Literature revision packs

| Week starting | Topic                   | Revision Pack Page | Task   |
|---------------|-------------------------|--------------------|--|
| Monday        |                         |                    |  |
| 04-Mar        | Modern Text             | 7, 8               | Complete the quote gap fill on p.7 and refamiliarise yourself with the approach etc on p.8.  |
| 11-Mar        | Modern Text             | 1, 8, 9            | Choose one of the 5 questions from p. 9 , using p.1 and 8 to help you. Answer a 2nd question if you have time.   |
| 18-Mar        | Unseen Poetry Section A | 15, 16             | Use p. 15 to help you answer the question on p. 16, self assess your answer, using the checklist on p. 15, improve work  |
| 25-Mar        | Unseen Poetry Section A | 15, 17             | Use p. 15 to help you answer the question on p. 17, you could swap with a friend, using the checklist on p. 15   |
| 01-Apr        | Unseen Poetry Section B | 19, 20             | Use p. 19 to help you answer the question 1 on p. 20   |
| 08-Apr        | Unseen Poetry Section B | 19, 20             | Use p. 19 to help you answer the question 2 on p. 20. Read your response from last week and this week, deciding which one is better and why. Use the checklist on p.19 to help you decide. |
| 15-Apr        | ACC                     | 2, 3               | Complete the quote gap fill on p.2 and refamiliarise yourself with the approach etc on p.3.  |
| 22-Apr        | ACC                     | 1, 3, 4            | Use p.1 and 3 to help you answer the question on p. 4. Use the checklist on p.3 to help you self assess your work.   |
| 29-Apr        | Macbeth                 | 10, 11             | Complete the quote gap fill on p.10 and refamiliarise yourself with the approach etc on p.11.  |
| 06-May        | Macbeth                 | 1, 11, 12          | Use p.1 and 11 to help you answer the question on p. 12. Use the checklist on p.11 to help you self assess your work.  |
| 13-May        | ACC                     | 2, 3, 5, 6         | Recap key quotes, approach and checklist then answer the question on p. 5 and/or p.6   |
| 20-May        | Modern text             | 7, 8,              | Recap key quotes, approach and checklist then answer at least one question from p. 9   |





MATHS

Name:

Target Grade: \_\_\_\_\_

Recent Grades:

Exam Dates

**Paper 1 (Non Calculator) 16th May (am)**

**Paper 2 (Calculator) 3rd June (am)**

**Paper 3 (Calculator) 10th June (am)**

Exam Board: AQA

Additional Notes and Resources Available

Students are going to receive revision books that are provided by the maths faculty. They should have received these by early February, otherwise please email the head of faculty [s-blatherwick@ashbyschool.org.uk](mailto:s-blatherwick@ashbyschool.org.uk)

Revision

The best revision is personalised to the student and the Sparx online learning system will do this, in conjunction with our revision books.

Some face to face exam paper help session will take place after Easter.

Exam Content

All of the exams are 90 minutes long.

Any content of the maths course could be examined on any of the papers, but the first paper is a non-calculator paper which will test non-calculator methods.

After exams the maths faculty will contact students with "guess" papers of what content could be assessed on subsequent papers based upon content which hasn't been examined yet, but content which comes up on earlier papers could also come up on later papers.

Notes:

**Name:**

Target Grade: \_\_\_\_\_


Recent Grades:

Exam Dates

B1: Tuesday 10th May 0900  
C1: Monday 17th May 0900  
P1: Thursday 22nd May 0900

**Exam Board: AQA**

B2: Friday 7th June 1300  
C2: Tuesday 11th June 0900  
P2: Friday 14th June 1300



Additional Notes

- Black pen, pencil, ruler, calculator for all science exams.
- Formula sheets will be given for the physics paper
- Check your tier of entry in the top Science Corridor

Additional Resources

- Science exam question banks (student shared)
- Videos found at [freesciencelessons.co.uk](http://freesciencelessons.co.uk)
- Revision guide - make sure you have the correct one, speak to your teacher if unsure

**Biology Paper 1:**

Cell Biology  
Organisation  
Infection and Response  
Bioenergetics

**Biology Paper 2:**

Homeostasis and Response  
Inheritance, Variation and Evolution  
Ecology

**Chemistry Paper 1:**

Atomic Structure and Periodic Table  
Bonding and Structure of Matter  
Quantitative Chemistry  
Chemical Changes  
Energy Changes

**Chemistry Paper 2:**

Rate and Extent of Chemical Change  
Organic Chemistry  
Chemical Analysis  
Atmosphere  
Using Resources

**Physics Paper 1:**

Energy  
Electricity  
Particle Model and Matter  
Atomic Structure

**Physics Paper 2:**

Forces  
Waves  
Magnetism and Electromagnetism  
(Space, triple only)

Make the Grade



Empowered to Learn

# Make the Grade



All other subject areas'  
"Make the Grade"

documents can be accessed through the link above

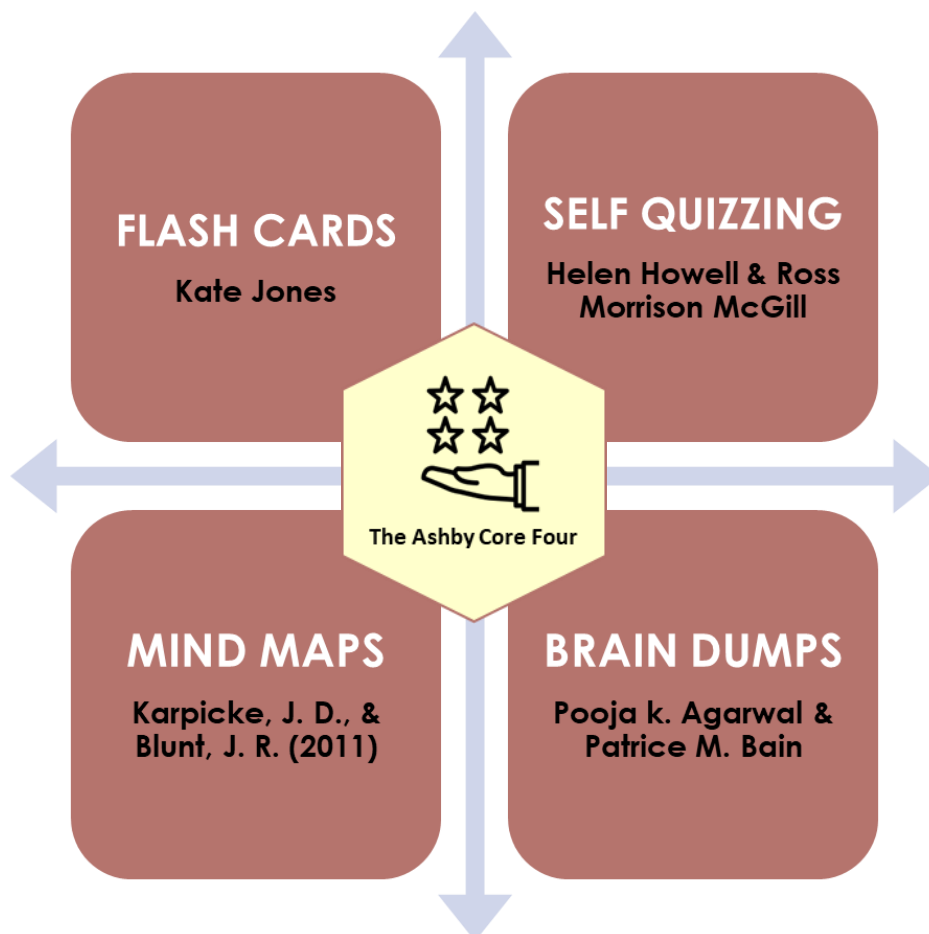


# The Ashby Core Four

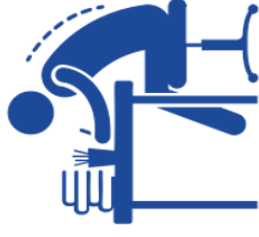
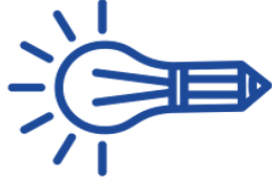
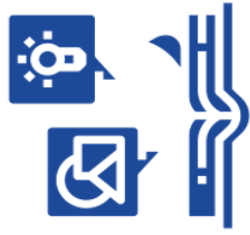
**Doug Lemov states, practice does not always make perfect, but it does make permanent.**

**Students should have a bank of well-practised revision and study methods that they can confidently select from.**

(Howell & McGill, 2022)



# Summary: How to create flash cards



1.

## Identify knowledge

What are you creating flash cards on?

Do you have your knowledge organizer?

Use your book to look at previous misconceptions from whole class feedback.

2.

## Colour coding

Use different coloured flash cards for different topics. This helps with organization NOT recall

3.

## Designing

1 Question per flashcard.

Making them concise and clear.

Use a one word prompt, so that you can recall as much as you can.

No extended answer questions.

Number your flash cards for self quizzing.

4.

## Using

Write your answers down, then check. Or say your answers out loud. This really clearly shows the gaps in your knowledge.

Do not just copy & re-read.

Shuffle the cards each time you use them.

Use the Leitner system to use flash cards everyday.

5.

## Feedback

How have you performed when you look back at your answers?

Is there anything you need to revisit in more detail?

Is your knowledge secure? If so, move onto applying knowledge in that area in specific extended exam questions.

# Summary: Self Quizzing



1.

## Identify knowledge

Identify knowledge/content you wish to cover.



2.

## Review and create

Spend around 5-10 minutes reviewing content (knowledge organisers/class notes/text book)

Create x10 questions on the content (If your teacher has not provided you with questions)



3.

## Cover and answer

Cover up your knowledge and answer the questions from memory.

Take your time and where possible answer in full sentences.



4.

## Self mark & reflect

Go back to the content and self mark your answers in **green** pen.



5.

## Next time

Revisit the areas where there were gaps in knowledge, and include these same questions next time.

# Summary: How to create a mind map



1.

**Identify knowledge**

Select a topic you wish to revise. Have your class notes/knowledge organisers ready.



2.

**Identify sub topics**

Place the main topic in the centre of your page and identify sub topics that will branch off.

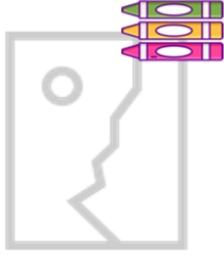


3.

**Branch off**

Branch of your sub topics with further detail.

Try not to fill the page with too much writing.



4.

**Use images & colour**

Use images and colour to help topics stick into your memory.



5.

**Put it somewhere visible**

Place completed mind maps in places where you can see them frequently.

# Summary: Brain dumps



1.

## Identify knowledge

Identify the knowledge/topic area you want to cover.



2.

## Write it down

Take a blank piece of paper/white board and write down everything you can remember about that topic. (with no prompts)

Give yourself a timed limit (e.g. 10 minutes)



3.

## Organise information

Once complete and you cannot remember any more use different colours to highlight/underline words in groups.

This categories/links information.



4.

## Check understanding

Compare your brain dump to your K/O or book and check understanding.

Add any key information you have missed (key words) in a different colour.



5.

## Store and compare

Keep your brain dump safe and revisit it.


Next time you attempt the same topic try and complete the same amount of information in a shorter period of time or add more information.





# OFQUAL Advice...

A **must** – Check list -

- Check the date, start time and location of the exam – is it in the morning or the afternoon and give yourself plenty of time to arrive in the right place.
  - If you are permitted or required to take any specialist equipment with you and have that ready
  - Who you need to contact at your school or college in case there's an emergency and you will be late, or can't sit your exam or assessment.
  - IN the case of Ashby that person is the Exams Officer – [exams@ashbyschool.org.uk](mailto:exams@ashbyschool.org.uk)
- 



# OFQUAL Advice...

The Equipment you can not take in -

- Your mobile phone
  - Any type of watch – this includes analogue, digital or smartwatches
  - iPads, iPods, Fitbits, AirPods, earphones or ear buds, MP3 or MP4 players or similar devices
  - Revision notes - (although you should check exact requirements with your teachers as prior research might be permitted for certain VTQ assessments)
  - The students on the day will be advised of the arrangements for safekeeping of these items while sitting the exam or assessment.
- 