



Ashby Virtual School Launch



We would like to thank all of you for:

- reacting positively to the challenges caused by Covid-19




&




- helping us to continue to educate you in these unprecedented times

We recognise that, due to Covid-19,
you may at some point not be able to
attend school in-person



However, you will attend remotely via
Ashby's Virtual School





So.....you will always be at school
in some way!



If you can't attend school in-person,
due to Covid-19 (or for another reason)



You can access the portal!

I NEED TO TALKKEEP SAFECLICK HERECEOP

Attendance: %

Ashby School
Empowered to Learn

Reg	P1	P2	Break	P3	P4	P5	P6

Virtual School

Science

Design

MFL

Business

PE

Humanities

English

Maths

My Docs

Student Docs

Email

Google

Youtube

Library

Videos

My Maths

Sam Lear

Install Office

Web View

Food Portal

BYOD Setup

Guides

Kerboodle

DL Online

Your Future: Opportunities

User: 18-Test-A

All your subject areas are here! Select the one you want to enter

Home

Physics

Biology

Chemistry

Edit

+ New Page details

Draft saved 16/09/2020 Edit Republish

Quick links

Chemistry

Biology

Physics



News

+ Add

Select the subject you want to study

Every 2 weeks your teachers will upload new learning material for you to study whilst you can't be in school in-person

The screenshot shows a SharePoint library interface. At the top, there's a blue header bar with the 'SharePoint' logo and a search bar labeled 'Search this library'. Below the header, a blue box contains 'Y1' and 'Year 10'. To the right of this, there's a 'Not follow' link. On the left side, there's a navigation pane with a list of categories: Home, Construction, Food, Graphics, Textiles, Computer Science, Engineering (highlighted), and Resistant Materials. The main area shows the 'Engineering' library. At the top of this area, there's a toolbar with buttons for '+ New', 'Upload', 'Edit in grid view', 'Sync', 'Export to Excel', 'Power Apps', and 'All Documents'. Below the toolbar, there's a table with columns: 'Name', 'Modified', and 'Modified By'. The table contains two rows: '01 28th September' and 'Archive'. A blue arrow points from the '01 28th September' folder to a text box at the bottom right that says 'Select the latest folder'.

Name	Modified	Modified By
01 28th September	Monday at 20:11	Roisin Follows
Archive	Monday at 13:40	Roisin Follows

Select the latest folder

Even if you are in school, the portal will be great to use for:

- Practising what you have covered in school
- Going over areas you are finding difficult
- Revision



Also..... Every Yr10 & Yr11 student now has a subscription to GCSEPod!



JUST LAUNCHED

An exciting new
e-learning platform
to help with your GCSEs


Helping your grades soar!
Log on now @ www.GCSEPod.com

Intro to GCSEPod video:

Remember you also have access to:



Education is about taking **opportunities**



In the middle of difficulty lies **opportunity**





Check your emails for details of how to login to GCSEPod



**DON'T WAIT
FOR IT TO
HAPPEN,
GO MAKE IT
HAPPEN**